

# PGE Series Slim-type Electric Parallel Gripper

PGE-2-12      PGE-15-26  
PGE-5-26      PGE-50-26  
PGE-8-14      PGE-50-40  
PGE-15-10     PGE-100-26

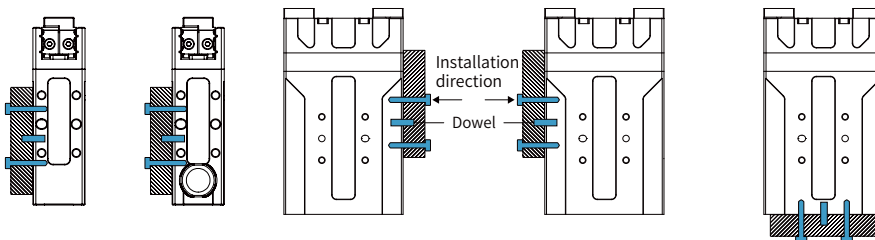


The PGE series is an industrial slim-type electric parallel gripper. With its precise force control, compact size and highly working speed, it has become a “Hot sell product” in the field of industrial electric gripper.

## Installation



1. Front installation: use front screw holes for installation
2. Rear installation: use rear screw holes for installation
3. Right installation: use right screw holes for installation
4. Left installation: use left screw holes for installation
5. Bottom installation : use bottom screw holes for installation



## Product Features

### ● Small size Flexible Installation

The thinnest size is 18 mm with compact structure, supports at least five flexible installation methods to meet the needs of clamping tasks & saves design space.

### ● High Working Speed

The fastest opening and closing time can reach 0.15 s / 0.15 s, which can meet the high-speed and stable clamping requirements of the production line.

### ● Precise Force Control

With special driver design and driving algorithm compensation, the gripping force is continuously adjustable, and the force repeatability could reach 0.1 N.



## Application

For scenarios requiring force control or flexibility, such as assembly, sorting and loading and unloading in semiconductor, 3C electronics, medical automation and other industries.



# PGE-5-26



## Static Vertical Allowable Load

**Fz** 50 N

## Allowable Loading Moment

**Mx** 0.3 N·m

**My** 0.25 N·m

**Mz** 0.3 N·m

\*① It depends on the shape of the grasping object, the material and friction of the contact surface, and the acceleration of the motion, if you have any questions, please contact us.

\*② Use optional communication, need external communication conversion box, please consult the sales staff for details

## Parameters

### Product Parameter

Gripping force (per jaw)	0.8~5 N
Stroke	26 mm
Recommended workpiece weight *①	0.1 kg
Opening/closing time	0.3 s/0.3 s
Repeat accuracy (position)	± 0.02 mm
Noise emission	< 40 dB
Weight	0.4 kg
Driving method	Rack and pinion + Cross roller guide
Size	95 mm x 55 mm x 26 mm (without brake) 113.5 mm x 55 mm x 30 mm (with brake)

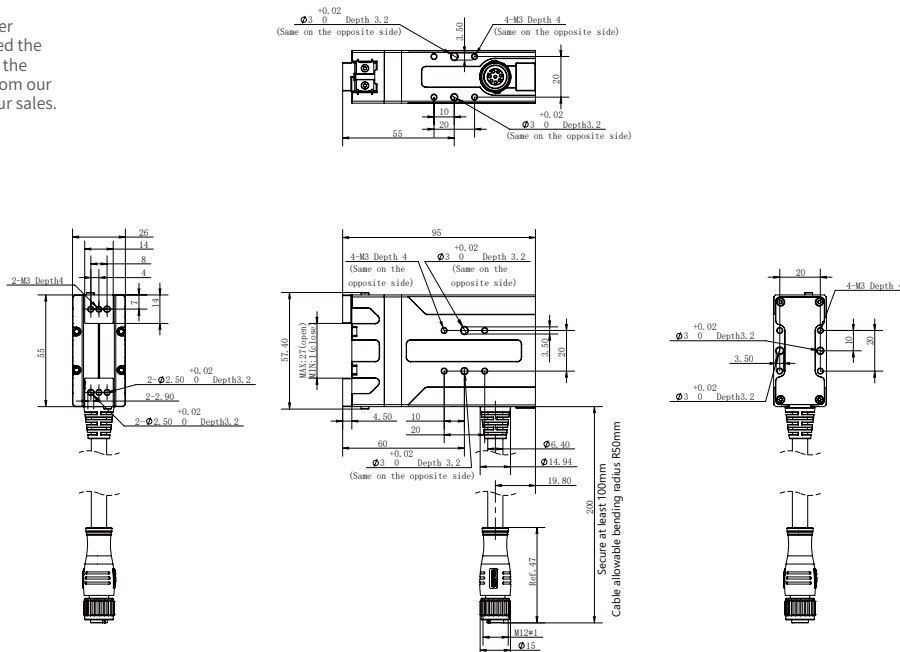
### Working Environment

Communication interface	Standard: Modbus RTU (RS485), Digital I/O Optional: TCP/IP, USB2.0, CAN2.0A, PROFINET, EtherCAT *②
Rated voltage	24 V DC ± 10%
Rated current	0.4 A
Peak current	0.7 A
IP class	IP 40
Recommended environment	0~40°C, under 85% RH
Certification	CE, FCC, RoHS

●	●	●	●	●	● ×
Build-in Controller	Gripping Force Adjustable	Position Adjustable	Speed Adjustable	Drop Detection	Self-locking Mechanism

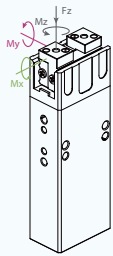
## Technical Drawings

This drawing is for the gripper without the brake. If you need the drawing for the gripper with the brake, please download it from our official website or contact our sales.





# PGE-15-10



## Static Vertical Allowable Load

**Fz** 35 N

## Allowable Loading Moment

**Mx** 0.45 N·m

**My** 0.4 N·m

**Mz** 0.45 N·m

\*① It depends on the shape of the grasping object, the material and friction of the contact surface, and the acceleration of the motion, if you have any questions, please contact us.

\*② Use optional communication, need external communication conversion box, please consult the sales staff for details

## Parameters

### Product Parameter

Gripping force (per jaw) 6~15 N

Stroke 10 mm

Recommended workpiece weight \*① 0.25 kg

Opening/closing time 0.3 s/0.3 s

Repeat accuracy (position) ± 0.02 mm

Noise emission < 60 dB

Weight 0.155 kg

Driving method Precise planetary gears + Rack and pinion

Size Gripper Size: 89 mm x 30 mm x 18 mm  
Controller Size: 78 mm x 52.4 mm x 27.2 mm

### Working Environment

Communication Standard: Modbus RTU (RS485), Digital I/O interface  
Optional: TCP/IP, USB2.0, CAN2.0A, PROFINET, EtherCAT \*②

Rated voltage 24 V DC ± 10%

Rated current 0.1 A

Peak current 0.22 A

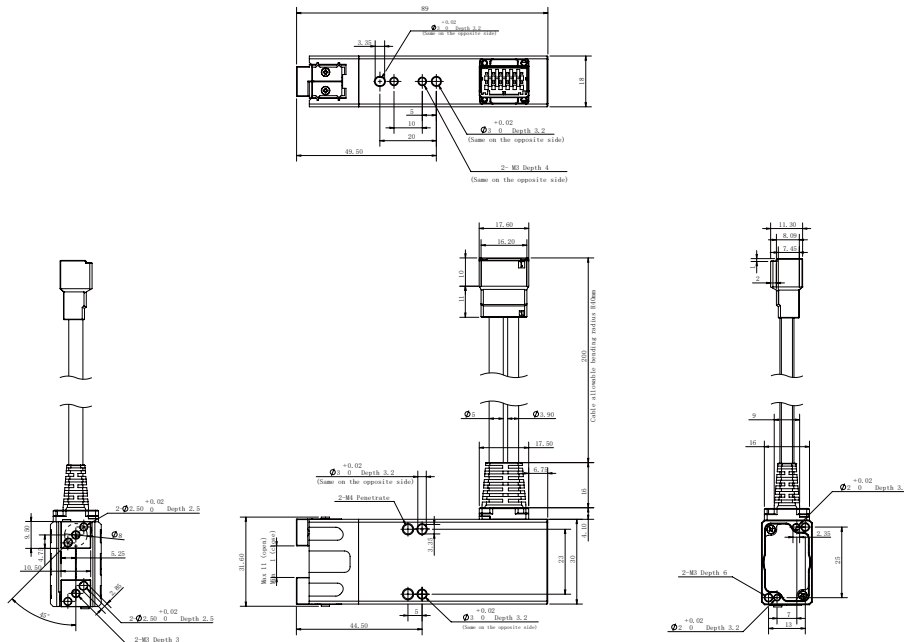
IP class IP 40

Recommended environment 0~40°C, under 85% RH

Certification CE, FCC, RoHS

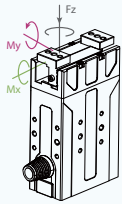
×	●	●	●	●	×
Build-in Controller	Gripping Force Adjustable	Position Adjustable	Speed Adjustable	Drop Detection	Self-locking Mechanism

## Technical Drawings





# PGE-50-26



## Static Vertical Allowable Load

**Fz 150 N**

## Allowable Loading Moment

**Mx 2.5 N·m**

**My 2 N·m**

**Mz 3 N·m**

\*① It depends on the shape of the grasping object, the material and friction of the contact surface, and the acceleration of the motion, if you have any questions, please contact us.

\*② Use optional communication, need external communication conversion box, please consult the sales staff for details

## Parameters

### Product Parameter

Gripping force (per jaw)	15~50 N
Stroke	26 mm
Recommended workpiece weight *①	1 kg
Opening/closing time	0.45 s/0.45 s
Repeat accuracy (position)	± 0.02 mm
Noise emission	< 40 dB
Weight	0.4 kg
Driving method	Precise planetary gears + Rack and pinion
Size	97 mm x 55 mm x 29 mm (without brake) 118 mm x 55 mm x 29 mm (with brake)

### Working Environment

Communication interface	Standard: Modbus RTU (RS485), Digital I/O Optional: TCP/IP, USB2.0, CAN2.0A, PROFINET, EtherCAT *②
Rated voltage	24 V DC ± 10%
Rated current	0.25 A
Peak current	0.5 A
IP class	IP 40
Recommended environment	0~40°C, under 85% RH
Certification	CE, FCC, RoHS

<input checked="" type="checkbox"/> Build-in Controller	<input checked="" type="checkbox"/> Gripping Force Adjustable	<input checked="" type="checkbox"/> Position Adjustable	<input checked="" type="checkbox"/> Speed Adjustable	<input checked="" type="checkbox"/> Drop Detection	<input checked="" type="checkbox"/> Self-locking Mechanism
---	---	---	--	--	--

## Technical Drawings

This drawing is for the gripper without the brake. If you need the drawing for the gripper with the brake, please download it from our official website or contact our sales.

