
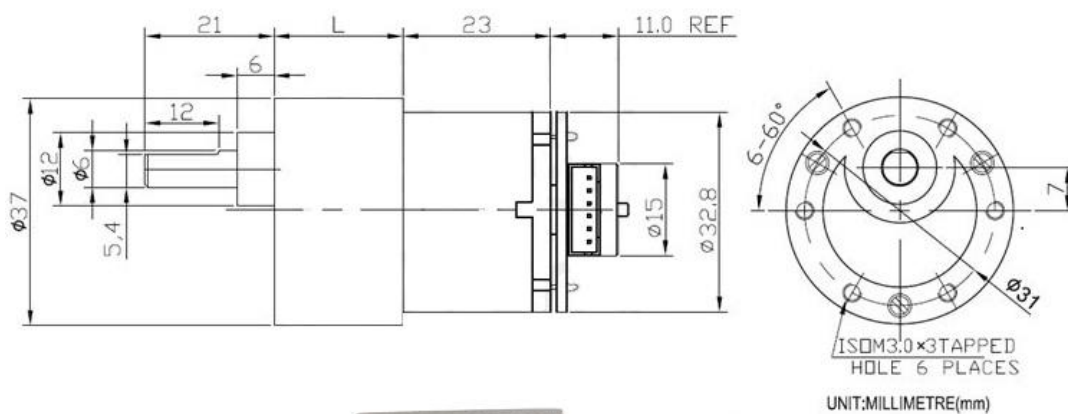




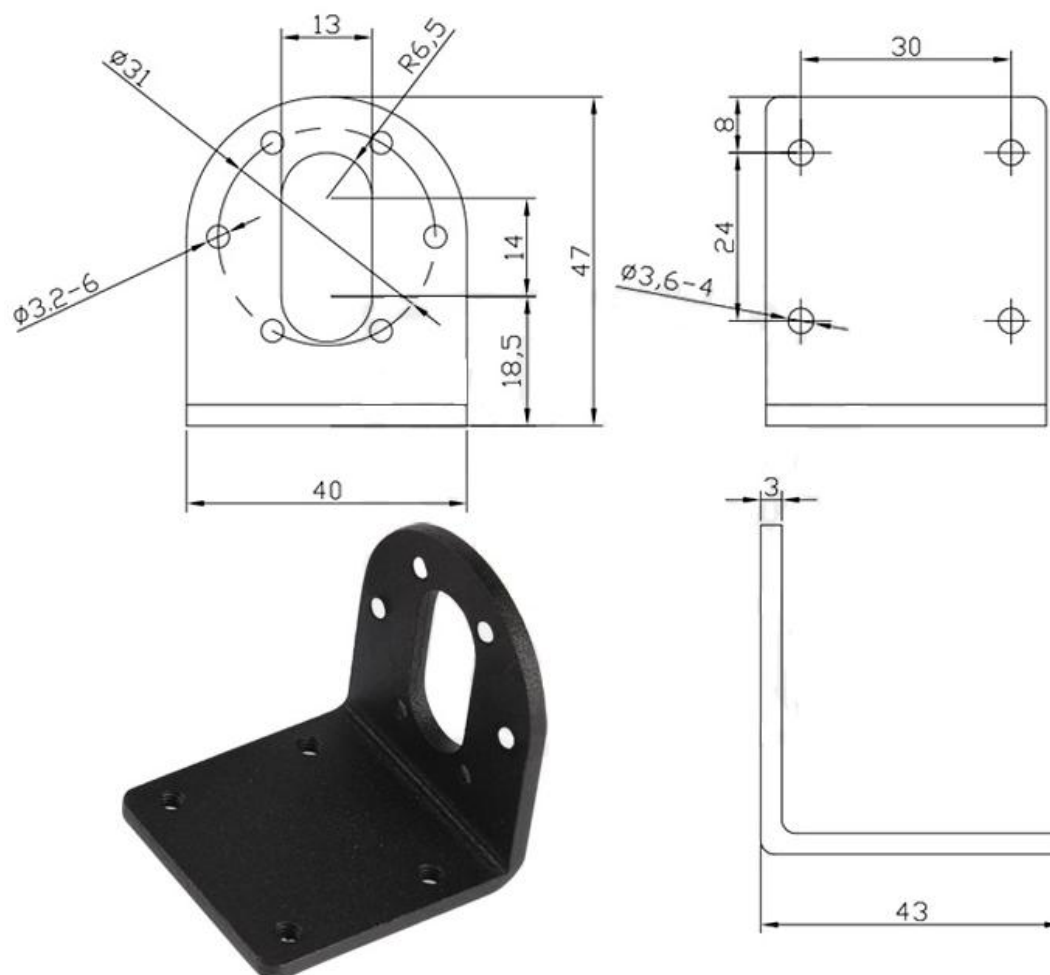
What's included

- 1). 37SG-520-EN gear motor with encoder and cables, X 1
- 2). 80D Rubber wheel, X 1
- 3). Shaft coupling (material : brass), X 1
- 4). Mounting bracket (material : aluminium alloy), X 1
- 5). screw , X 6

Gear motor with encoder dimension drawing



Mounting bracket dimension drawing



37SG-520-EN gear motor specification, 12V

Model	L	No-load		Rated			At Stall	
	mm	Speed rpm	Current mA	Speed rpm	Current A	Torque Kg.cm	Torque Kg.cm	Current A
37SG-520-6.3-EN	19	1530	<160	850	< 1.2	0.6	1.2	< 3.5
37SG-520-10-EN	19	960	<160	540	< 1.2	1	2	< 3.5
37SG-520-18.8-EN	21	510	<160	285	< 1.2	1.8	4	< 3.5
37SG-520-30-EN	21	320	<160	180	< 1.2	3	6	< 3.5
37SG-520-50-EN	24	192	<160	105	< 1.2	4.8	10	< 3.5
37SG-520-90-EN	24	107	<160	60	< 1.2	8.5	17	< 3.5
37SG-520-150-EN	26.5	64	<160	36	< 1.2	14.5	25	< 3.5
37SG-520-270-EN	29	35	<160	20	< 1.2	20	35	< 3.5
37SG-520-450-EN	29	21	<160	14	< 1.2	25	35	< 3.5



Red : 6 / 12 / 24V +

Black : Hall GND

Yellow : C1 Hall signal output

Green : C2 Hall signal output

Blue : 3.3/5 V Hall power input

White : motor GND