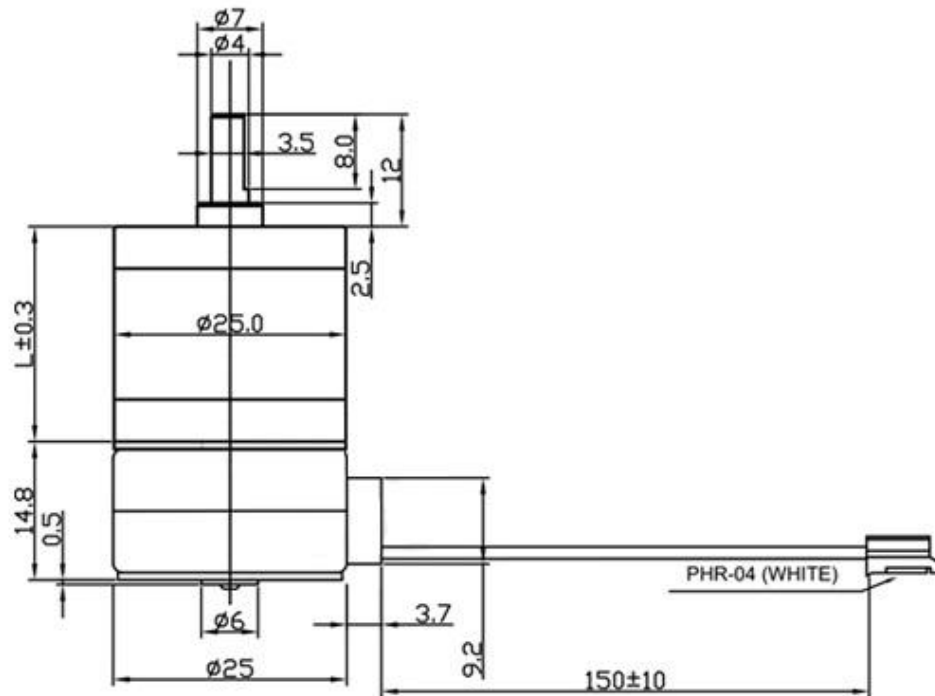
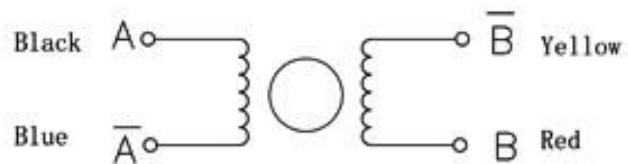


Yellow  
Red  
Black  
Blue




### CONNECTION DIAGRAM



### SEQUENCE OF EXCITATION

Pin No.	Color	CCW ← CW (Seen from flang side)		Phase
		ON	ON	
1	Yellow	ON	ON	B
2	Red		ON	B-bar
3	Black	ON	ON	A
4	Blue		ON	A-bar

2-2 相



## 25SG-25BY stepper geared motor specification

Voltage	12V DC, driver IC : I6219								
Phase	2 phases, 4 wires								
Gear ratio	4.4	9.3	20	57	75	100	125	217	478
Geared Step angle	3.4	1.61	0.75	0.26	0.2	0.15	0.12	0.069	0.031
700PPS speed ( RPM )	397.7	188.2	87.5	30.7	23.4	17.7	14	8.1	3.7
Phase current	300 mA / phase								
Phase resistance	10 ± 7 % ohm / phase								
Phase inductance	7.5 mH / phase								
Holding torque ( Kgf.cm )	> 0.3	> 0.6	> 1.3	> 3.5	> 5	> 6.5	> 8	9	9
Pull-out torque ( Kgf.cm )	> 0.25	> 0.5	> 1	> 3	> 4	> 5.5	> 7	9	9
Max. Starting Frequency	> 1300 PPS								
Max. Slewing Frequency	> 800 PPS								



# DONGGUAN E-S MOTOR CO.,LTD

Precision Works, Professional Transmission

Tel : 86.135.3263.9595

| E-Mail : sales@e-smotor.com

| www.e-smotor.com