

Mecabot User Manual

Authors: Tara Hercz & Wayne Liu

25 February 2023

TABLE OF CONTENTS

- 1.1 Key Components
- 1.2 Product Specifications
- 1.3 Introduction to ROS Controllers
- 1.4 Sensing System: LiDAR & Depth Camera
- 1.5 STM32 Board (Motor Control, Power Management & IMU)
- 1.6 Steering & Driving System
- 1.7 Power Management

Summary

Mecabot is an educational and research robot based on ROS (Robot Operating System) for robotic researchers, educators, students and developers.

Mecabot is equipped with builtin ROS Controller, LiDAR, Depth Camera, STM32 Motor/Power/IMU Controller and metal chassis with omnidirectional mecanum wheels.

Mecabot is ideal for ROS beginners with affordable price, compact design and ready-to-go package. Mecabot is also a solid Autonomous Mobile Robot (AMR) platform for robotic education and research projects.

Mecabot comes with four varieties:

Mecabot - Suitable for ROS beginners and low budget projects.

Mecabot Pro - An ideal Autonomous Mobile Robot (AMR) platform for robotic education, R&D projects and rapid prototyping.

Mecabot Plus - An ideal Autonomous Mobile Robot (AMR) platform for indoor service robot applications. This category is serious enough to be considered for industrial and commercial development.


Mecabot X - An ideal Autonomous Mobile Robot (AMR) platform for indoor service robot applications with full metallic enclosure.

Mecabot comes with popular ROS controllers such as:

- Jetson Nano
- Jetson TX
- Xavier
- X86 Industrial PC (Built-to-Order Option)


ROBOWORKS

1.1 Key Components




Variation	Image
Mecabot	<p>A photograph of the Mecabot robot, showing its white metal chassis, four Mecanum wheels, and various sensors and components mounted on top.</p>


Mecabot Pro







Mecabot Plus



Mecabot X



1.2 Product Specifications

	Mecabot	Mecabot Pro	Mecabot Plus	Mecabot X
Photo				
Independent Suspension	No	Yes	Yes	Yes
Dimension	407x410.5x153 mm	541x225.5x581 mm	636x554x248 mm	60x581x203 mm
Weight	6.1kg	10.8kg	19kg	20.5kg
Payload	15kg	20kg	60kg	60kg
Wheel Size (Diameter)	100mm	152mm		
Max Speed	1.2m/s	1.83m/s	1.39m/s	
Power Supply	22.2V, 5000 mAh battery, 2A charger			
Battery Life	6.5 hours without loading 5.5 hours with 3kg loading		3.5 hours without loading 2.8 hours with 3kg loading	
Motor and Reduction Ratio	MD36N 35W DC Brushed Motor 1:27 Reduction Ratio		MD60 100W DC Brushed Motor 1:18 Reduction Ratio	
Encoder	500-line giant magnetoresistance effect AB phase high-precision encoder			
I/O Interface	CAN, Serial Ports, USB, HDMI			
Remote Control	iOS/Android Apps (default) PS2, Model Aircraft Remote Control (optional and payable)			

1.3 Introduction of ROS Controllers

There are 3 types of ROS Controllers available for use with the Mecabot based on Nvidia Jetson platform. Jetson nano is suited more towards research and development. Jetson TX is ideal for product prototyping. Jetson Xavier is used more often in research and commercial applications. X86 Industrial PC is designed for robust commercial applications and it is only available for Built-to-Order configurations.

The following table the main technical differences between the various controllers available from Roboworks. Both boards allow high level computation and are suited towards advanced robotic applications such as computer vision, deep learning and motion planning.

	Jetson Nano	Jetson TX1	Xavier Nx	X86 Industrial PC
Users	Edu/R&D	R&D/Commercial	R&D/Commercial	Commercial
CPU	ARM Cortex-A57 64bit@1.43GHz Quad Core	ARM Cortex-A57 MPCore 64bit@1.73GHz Quad Core	6 Core Nvidia Jetson Xavier ARM v8.2-A64 64bit, 6MB L2 +4MB L3	Intel Core i5-4200U 2.5 GHz Dual Core
GPU	128-core Nvidia Maxwell	256-core Nvidia Maxwell	384-core Nvidia Volta	Intel HD Graphics 5500
RAM	4GB 64 bit LPDDR4	4GB 64 bit LPDDR4	8GB 128 bit LPDDR4	8GB
Storage	64G MicroSD	16G eMMC 5.1 +64G Hard Drive	16G eMMC 5.1 +64G Hard Drive	128G Hard Drive
USB	USB3x4	USB3x1 +MicroUSBx1	USB3.1x4	USB3x4

1.4 Sensing System: LiDAR & Depth Camera

A Leishen LSLiDAR is installed on all Mecabot variations with either the N10 or M10 model being used. These LiDAR's offer a 360 degree scanning range and surroundings perception and boast a compact and light design. They have a high Signal Noise Ratio and excellent detection performance on high/low reflectivity objects and perform well in strong light conditions. They have a detection range of 30 metres and a scan frequency of 12Hz. This LiDAR integrates seamlessly into the Mecabots, ensuring all mapping and navigational uses can be easily achieved in your project.

The below table summaries the technical specifications of the LSLiDARs:

LiDAR	N10	M10
Detection Range	25m	30m
Scan Frequency	10Hz	12Hz
Samples Frequency	4500Hz	20000Hz
Output Contents	Angular, Distant and Light Intensity Data	Angular and Distant Data
Angular Resolution	0.8	0.22
Interface Type	Serial Port	Ethernet Port

Additionally, all Mecabots are equipped with an Orbbec Astra Depth Camera, which is an RGBD camera. This camera is optimized for a range of uses including gesture control, skeleton tracking, 3D scanning and point cloud development. The following table summarizes the technical features of the depth camera.

Orbbec Astra Depth Camera	Specs
Depth Resolution	640x480
RBG Resolution	640x480
RGB Sensing Angle	63.1x49.4 degree
Depth Sensing Angle	58.4x45.5 degree
Monocular/Binocular Structural Light	Monocular Structural Light + Monocular RGB
Depth Frame per Second	640x480@30fps
RGB Frame per Second	640x480@30fps
Depth Range	0.6~4m
Data Transfer Interface	USB2.0 or above

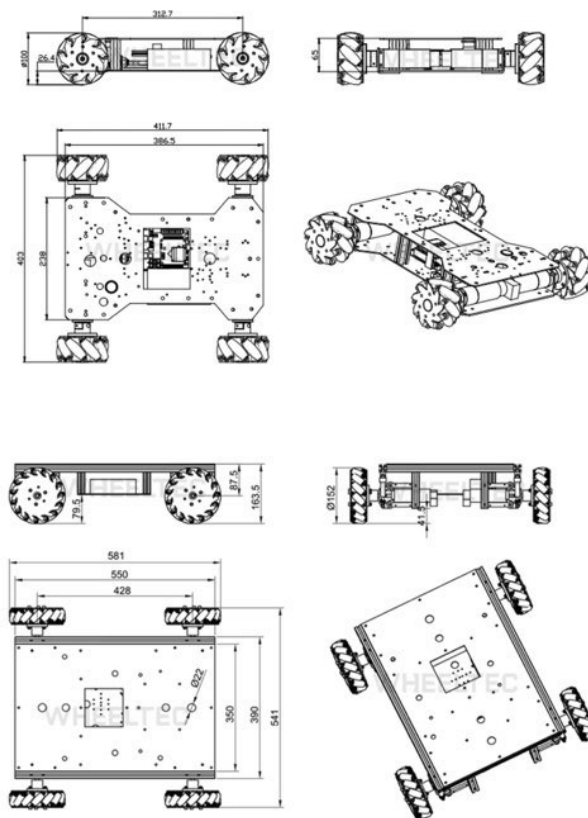
1.5 STM32 Board (Motor Control, Power Management & IMU)

The STM32F103RC Board is the micro-controller used in all Mecabots. It has a high performance ARM Cortex-M3 32-bit RISC core operating at a 72MHz frequency along with high-speed embedded memories. It operates in -40°C to +105°C temperature range, suiting all robotic applications in worldwide climates. There are power-saving modes which allow the design of low-power applications. Some of the applications of this micro-controller include: motor drives, application control, robotic application, medical and handheld equipment, PC and gaming peripherals, GPS platforms, industrial applications, alarm system video intercom and scanners. Below is the circuit diagram.

1.6 Steering & Driving System

The Steering and Driving system is integrated with the design and build of the Mecabot. Depending on the model purchased it will be either a 2 wheel or 4 wheel drive, with both options being suitable to a variety of research and development purposes. The wheels on all Mecabots are omnidirectional mecanum wheels with all varieties besides the standard Mecabot inclusive of an independent suspension system. The Mecabot family of robots are ideal for a wide variety of research and commercial applications making it the perfect robot for your next project.

Mecabot Chassis Design Diagram:



1.7 Power Management

All Mecabot come with a 5000 mAh battery and a Power Charger. Customers can upgrade the battery to 10000 mAh or 20000 mAh with additional cost. The 20000 mAh battery is too large to house within the enclosure of any Mecabots. It can only be installed on the top of the Robot chassis.

Battery Technical Specifications:

Battery parameter	Features		
	5000mAh	10000mAh	20000mAh
Battery Voltage	22.2V	22.2V	22.2V
Size	124*71*42mm	124*71*71mm	156*122*71mm
Power Charger	DC 5.5 Charging plug T-shaped discharge plug	DC 5.5 Charging plug T-shaped discharge plug	DC 5.5 Charging plug T-shaped discharge plug
Performance	15A continuous discharge	30A continuous discharge	60A continuous discharge
Weight	0.66kg	1.25kg	2.4kg