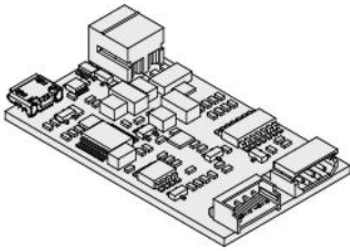


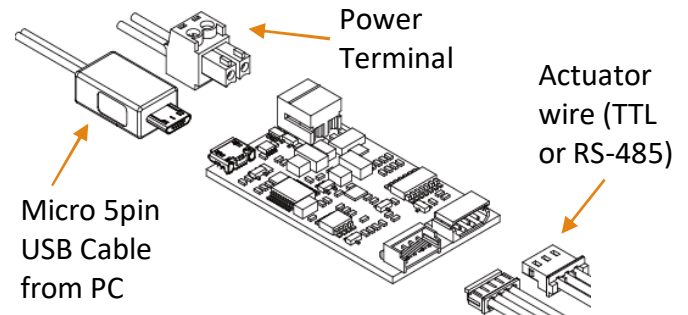
# IR-USB02 PC USB Interface Board

- The 2<sup>nd</sup> generation of PC USB Interface board based on previous IR-USB01
- Essential accessory at first purchase of mightyZAP actuators
- USB to TTL/RS-485 converter between PC and actuators
- Interface board to control parameters in user's PC. Dedicated software to be provided. After connecting the PC and the actuator through IR-USB02(PC USB Interface), you can set various parameters, perform basic operation tests, and update the firmware through the dedicated mightyZAP Manager software.

## Composition



## How to connect

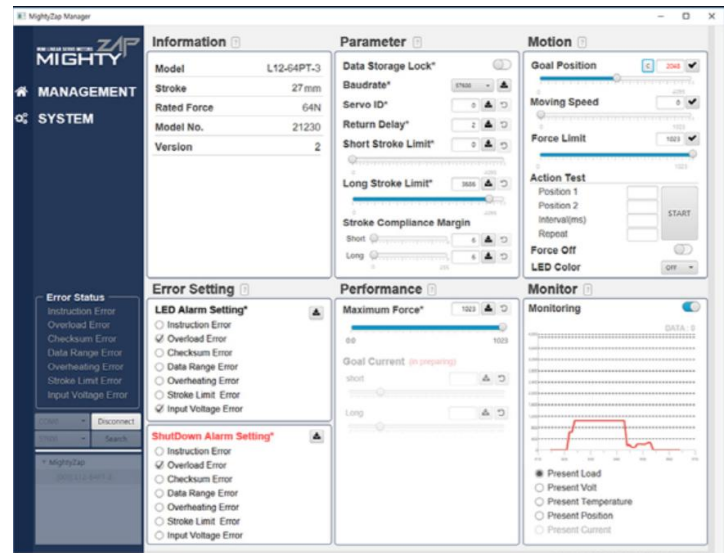


- IR-USB02 PC USB Interface Board x 1EA
- Power Terminal x 1EA
- Size : 5.2x3.0x1.2mm (LxWxH)
- ※ *USB data cable and actuator wires are not included in the package*

- Power :12V or 7.4V according to actuator's input voltage.
- Current Capacity: 4A
- Use 5pin Micro USB cable which support data transfer. (do not use "Charge only" wire)

## Features

- For Windows compatible mightyZAP manager software (downloadable from our website at free)
- Setting various operation parameters & memory parameters
  - Baud rate, ID, Delay, Stroke limit, Compliance margin setting
  - Goal Speed, Goal Position, Goal Current, LED Alarm, Shutdown setting
  - Acceleration / Deceleration Setting
- Motion Test
- System reset and Firmware update
- Motor Operating Rate, Voltage, Temperature, Position, Current real time monitoring



[mightyZAP manager software]

Thank you for your attention.