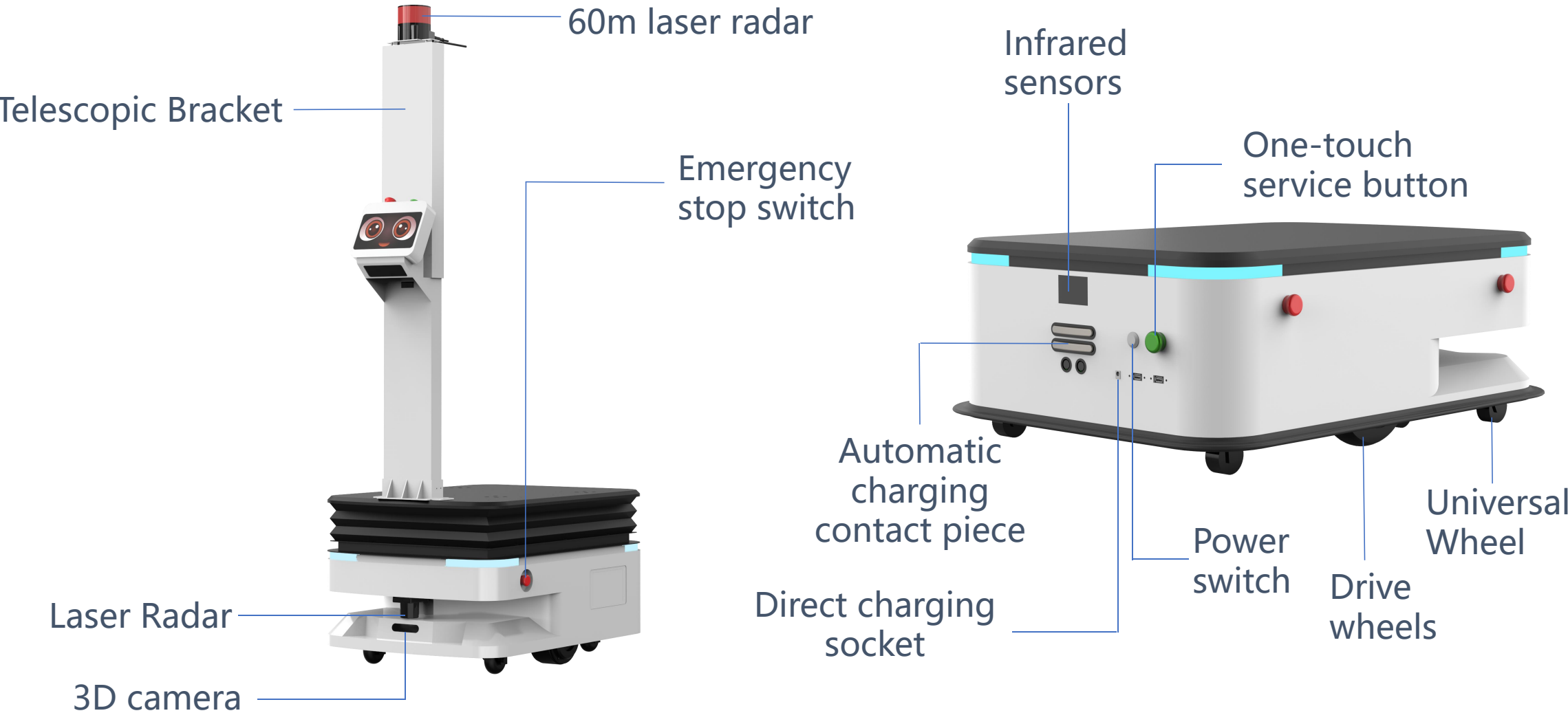


# ATEAGO S6P Mobile Delivery Robot



# Overview of product mix



# Product Description



## ATEAGO S6P Mobile Delivery Robot

ATEAGO S6P Mobile Delivery Robot is a one-way backpack handling robot, 300KG large load capacity, equipped with ATEAGO self-research SLAM 2.0 autonomous positioning and navigation system, high precision navigation and positioning, open SDK platform, provide rich API interface, support secondary development or customization services to meet different robot development needs.

# Pain points faced by robotics companies



1. High R&D investment costs

2. Fast product iteration

3. Long payback period

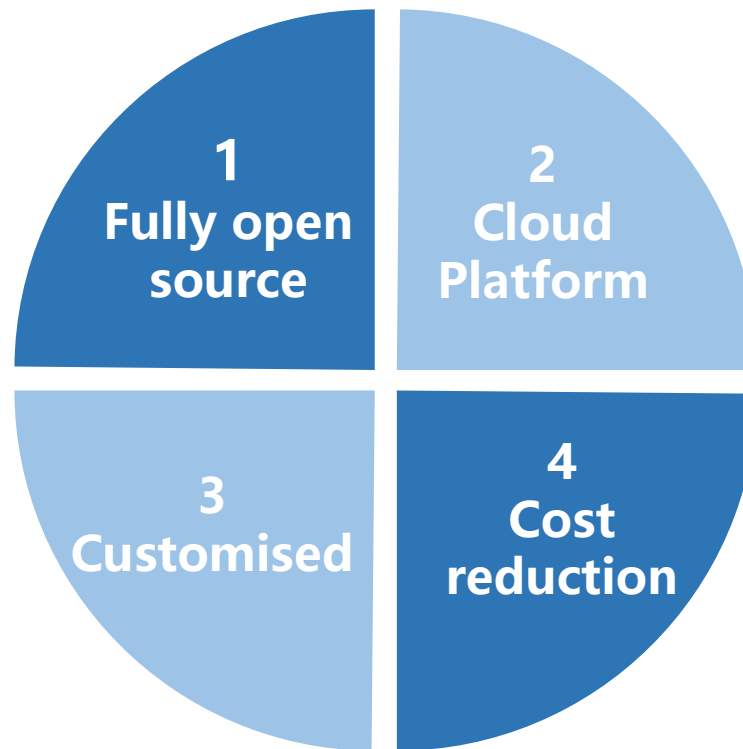
# Product Advantages

## Open SDK platform

Completely open hardware and software platform, providing API interface, rich technical support documentation, assisting product development throughout.

## Customised development

Extremely scalable, allowing users to customise the upper layer of the application architecture according to their actual needs




## Cloud Service Platform

Support remote navigation to build a map for deployment, real-time display of the robot chassis operating status, saving time and easy to operate

## Reduced development costs

The chassis has a mature and stable navigation solution, helping companies to shorten product development cycles and reduce R&D investment costs

# Functional features



## 01 Super capacity

The chassis is made of sheet metal construction, with a large capacity of 300 kg, stable and undeformed

## 02 Intelligent obstacle avoidance

270° autonomous obstacle avoidance, flexible steering, stable and safe operation

## 03 Remote navigation deployment

Support for remote navigation to build maps, easy and fast robot installation and deployment

## 04 Independent suspension structure

Smoother robot movements, smooth steering and less wobbling

## 05 Autonomous dispatch system

Multi-machine collaboration allows for dynamic adjustment of robot avoidance according to task priority, enabling efficient and stable delivery

## 06 Automatic recharging

Automatic return to charging when the power level falls below the minimum, no manual operation required

# 300KG large load capacity

## Super load capacity, suitable for various places


Equipped with integrated wheel motor, with super dual drive, its chassis adopts flatbed truck structure, large platform space, strong load-bearing capacity, can be a maximum load of 300KG, to meet the needs of industry scenarios.



# Open SDK platform

## Extensive interfaces and scalability

The SDK is open to all users, providing a rich API interface with great scalability, and for customers with certain development capabilities, customised development can be achieved according to the needs of scenario applications, meeting the diverse needs of the market for mobile robot chassis.







# Independent suspension structure

## Both side drive wheels with shock absorbing suspension system

During the movement of the robot, the posture is smoother, the steering action is small, and there is no tipping, effectively reducing problems such as slipping of items during delivery.



# Autonomous obstacle avoidance

Equipped with ATEAGO advanced self-developed SLAM synchronous positioning map building system, high-precision navigation and positioning, Laser radar, 3D cameras, all-round perception of the surrounding environment, efficient and stable operation.

## Single line Laser

Detection distance 25m, laser wavelength 905 nm Working area 270°

## 3D cameras

Vertical angle: 63° Horizontal angle 79°



# No need to paste code, accurate positioning

## Deployment without posting code

- Robotic navigation deployment without the need to affix codes for auxiliary positioning.
- no need to affix codes to the ceiling and no aesthetic impact on the decoration.
- Customised planning of delivery routes for easier operation.

## Highly accurate navigation and positioning

- Proven and stable navigation algorithms for precise positioning
- Multi-sensor fusion technology with LIDAR + 3D cameras for real-time sensing of the surroundings



# Autonomous dispatch system

## Multi-machine collaboration and orderly operation Avoid blocking the "machine"


The built-in scheduling system, with multi-machine collaboration, can dynamically adjust robot avoidance according to task priority to achieve efficient and safe, stable and reliable delivery efficiency.



# Lithium iron phosphate batteries



High temperature resistant, non-combustible and safe enough



Fast charging support for faster charging



Long battery life, discharge cycles Up to 2000 cycles



Green, energy efficient and environmentally friendly

Battery capacity 38.4V/25Ah, high temperature resistant, non-explosive, non-combustible, safe and secure, long battery life, up to 2000 discharge cycles



Heat-resistant



Non-burning




No explosion





# Automatic recharging

Custom set minimum power value, when the robot's power falls below the minimum value, it automatically returns to charging without manual operation.




# Wide range of applications

Products are widely used in robot enterprises, scientific research institutions, colleges and universities, robot training institutions, logistics and warehousing, factory workshops, high-speed railway stations, hospitals .....



# Product parameters

|                          |  |
|--------------------------|--|
| Operating systems        | Android 5.1 operating system and above   |
| Whole machine size       | 791.6mm (L)*560mm (W)*1682 mm (H)  |
| Net weight               | 65KG   |
| Screen                   | 7 inches (resolution 1024*600)   |
| Travel speed             | 0.1~1.0m/s   |
| Maximum load capacity    | 300KG  |
| Charging time            | 6 hours (with automatic recharge)  |
| Navigation accuracy      | ±10cm  |
| Battery parameters       | Lithium iron phosphate 38.4V/25Ah  |
| Battery life             | Full load 8 hours, no load 20 hours  |
| Charging method          | Automatic re-charging, direct charging   |
| Motor Drive              | 5.5 inch wheel motor   |
| Adapter                  | Input: AC110-240V 50-60HZ Output: 43.2V-5A   |
| Charging Pile Parameters | Overcurrent protection, intelligent power failure, output rated voltage: 43.2V DC Output rated current: 5A |







# Thanks for watching

Hongkong ATEAGO Technology Co., Ltd  
Hangzhou Dige Technology Co., Ltd

---

Email: [info@ateago.com](mailto:info@ateago.com)

Web: [www.ateago.com](http://www.ateago.com)

6/F, Bank of America Tower, 12 Harcourt Road, Central, Hong Kong.

F3, Building NO.2, Dayuan Road NO.1188, Qingshan Lake Street, Linan District, Hangzhou, 311305, China