


Oscilloscope and Logic Analyzer Shield for Raspberry Pi

Component : VM205



Oscilloscope input
Impedance: 100K

10 Logic analyzer inputs
(0 - 5VDC)

GND



Board-to-wire (included)


Logic Analyzer features:

- number of channels 10
- record length: 10x800 samples
- maximum sample rate 1MS/s
- max. input voltage: 5VDC

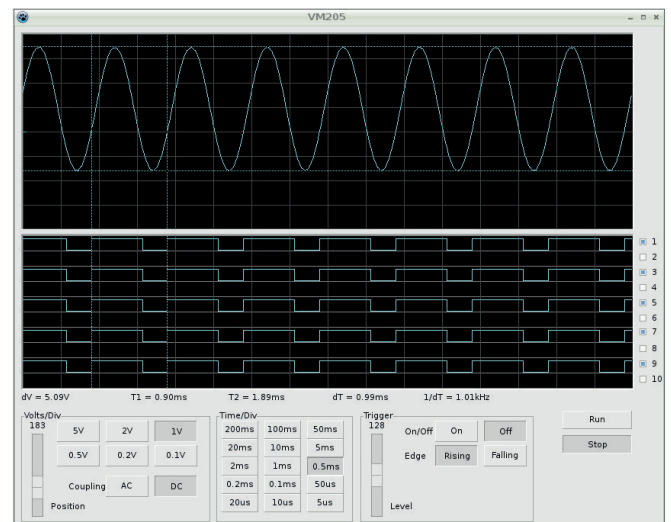
You own a RaspberryPi? Add this shield and you also own a digital storage oscilloscope! It standard oscilloscope features are available and the application source code is supplied, so you can develop your own application. As a bonus, you also get a 10-channel logic analyzer, a great tool to monitor digital signals.

Oscilloscope features:

- maximum sample rate 1MS/s
- input amplifier bandwidth 200kHz (-3dB)
- measurements can be performed up to 100kHz
- input impedance 100kohm // 20pF
- maximum input voltage 30Vpeak (AC + DC)
- input coupling DC and AC
- AD resolution 8 bit
- record length: 800 samples
- run modes: Run, Single
- trigger level adjustable in 254 steps
- timebase range in 15 steps 5µs to 200ms/division
- input sensitivity range in 6 steps 100mV to 5V/division
- input sensitivity: 3mV display resolution
- time and Voltage markers readout
- frequency readout (through markers)



Raspberry Pi
(not included)



VM205 software (included)



Raspberry Pi is a trademark of the Raspberry Pi Foundation