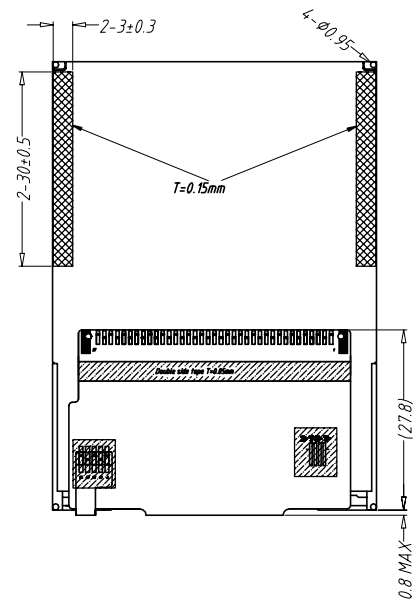
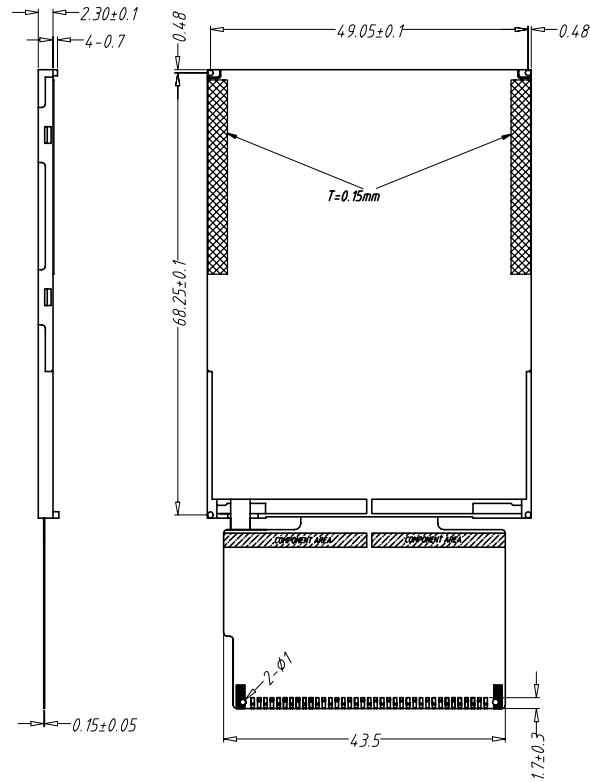
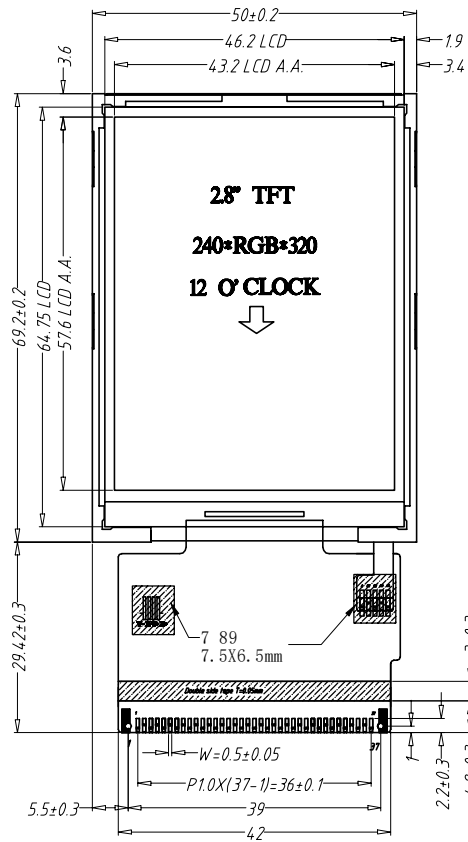
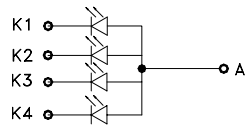


PIN	SYMBOL
1	DB1
2	DB2
3	DB3
4	DB4
5	GND
6	VCC
7	/CS
8	RS/SPI_SCL
9	WR/SPI_DCX
10	RD
11	IM0
12	X+
13	Y+
14	X-
15	Y-
16	LEDA
17	LEDK
18	NC
19	NC
20	NC/SPI_SDO
21	NC/SPI_SDA
22	DB5
23	DB10
24	DB11
25	DB12
26	DB13
27	DB14
28	DB15
29	DB16
30	DB17
31	RESET
32	VCI
33	VCI
34	GND
35	DB6
36	DB7
37	DB8



1. DISPLAY TYPE	2.8" TFT, TRANSMISIVE
2. VIEWING DIRECTION	12 O' CLOCK
3. DRIVER IC	ILI9341
4. BACKLIGHT	4 Chip-White LED, Parallel
5. OPERATIVE VOLTAGE	2.8V
6. OPERATIVE TEMP.	-10, C TO 60, C
7. STORAGE TEMP.	-20, C TO 70, C
8. CONNECTOR	FPC

IF=15*4mA



BACKLIGHT CIRCUIT DIAGRAM

Checked	Unmarked Tolerance	- 0.2
Drawn	Unit	mm
Approved	Scale	A.0
	Date	2016/2/1
	Page	1/1

