
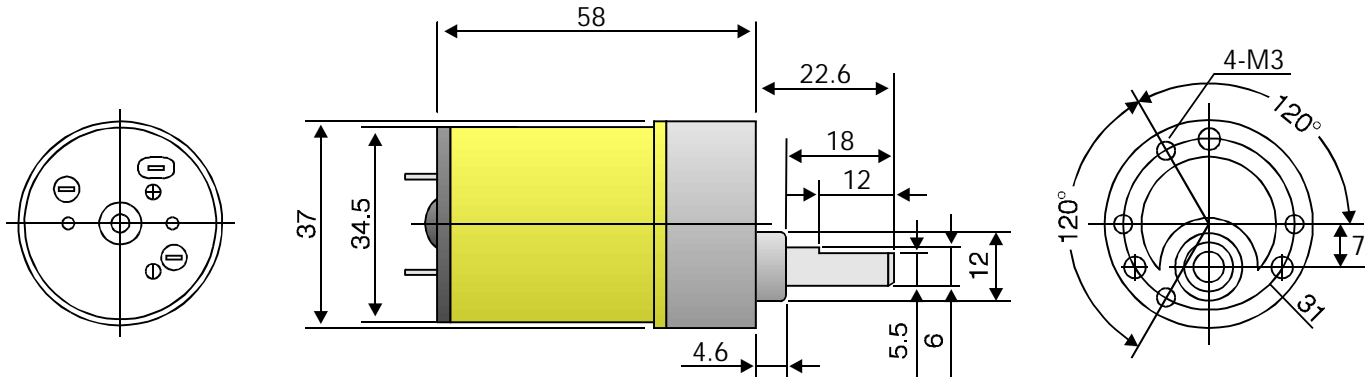


Data sheet for:
 GHM-12
 12vdc 30:1 253rpm
 6mm shaft

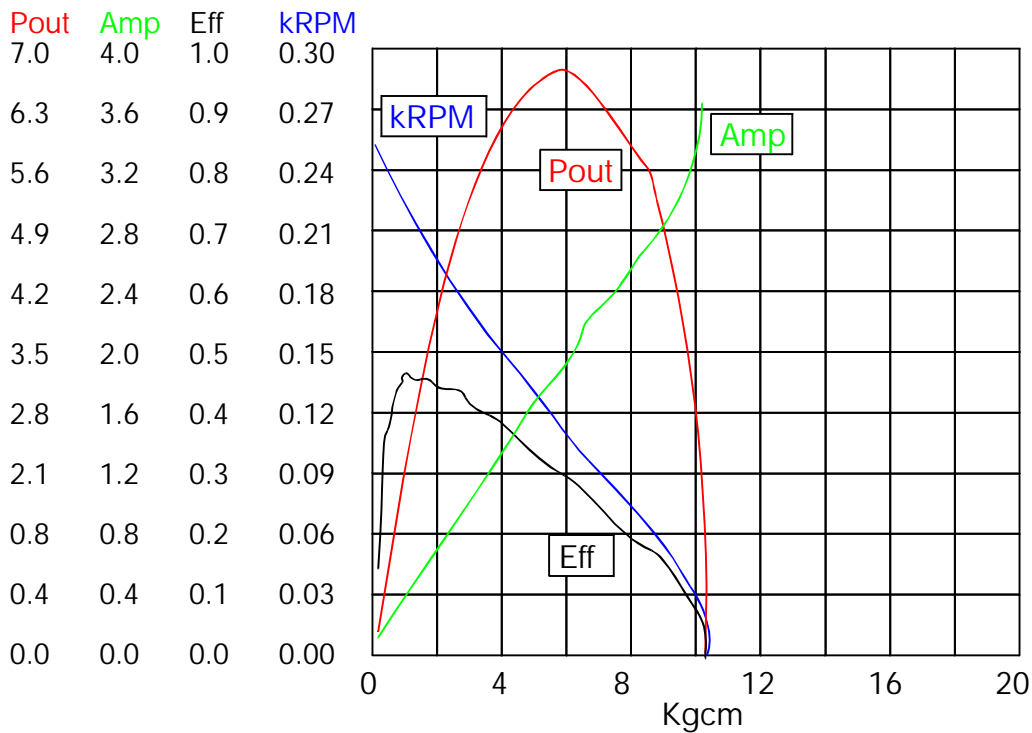


www.lynxmotion.com

I. OUTER DIMENSIONS



II. DRAWING OF CURVES



III. SPECIFICATIONS

Type: HN-GH35GMC
 Model: HN-GH12-2413T - 30:1

1. Testing Conditions:

Temp: 25° Celsius
 Humidity: 60%
 Motor Orientation: Horizontal

2. Rated Voltage: 12vdc

3. Voltage Operating Range: 6-12vdc

4. Rated Load at 12vdc: 1.04Kg-cm

Do not exceed rated load. Damage may occur!

5. No Load Speed at 12vdc: 254 RPM +/- 10%

6. Speed at Rated Load (1.04Kg-cm): 224 RPM +/- 10%

7. No Load Current at 12vdc: < 157mA

8. Current at Rated Load (1.04Kg-cm): < 443mA

9. Shaft End-Play: Maximum 0.8m/m

10. Insulation Resistance: 10M ohm at 300vdc

11. Withstand Voltage: 300vdc for 1 Second

12. The gear motor is not intended for instant reverse.

The gear motor must be stopped before reversing.

13. The gear motor does not include protection from water or dust etc.